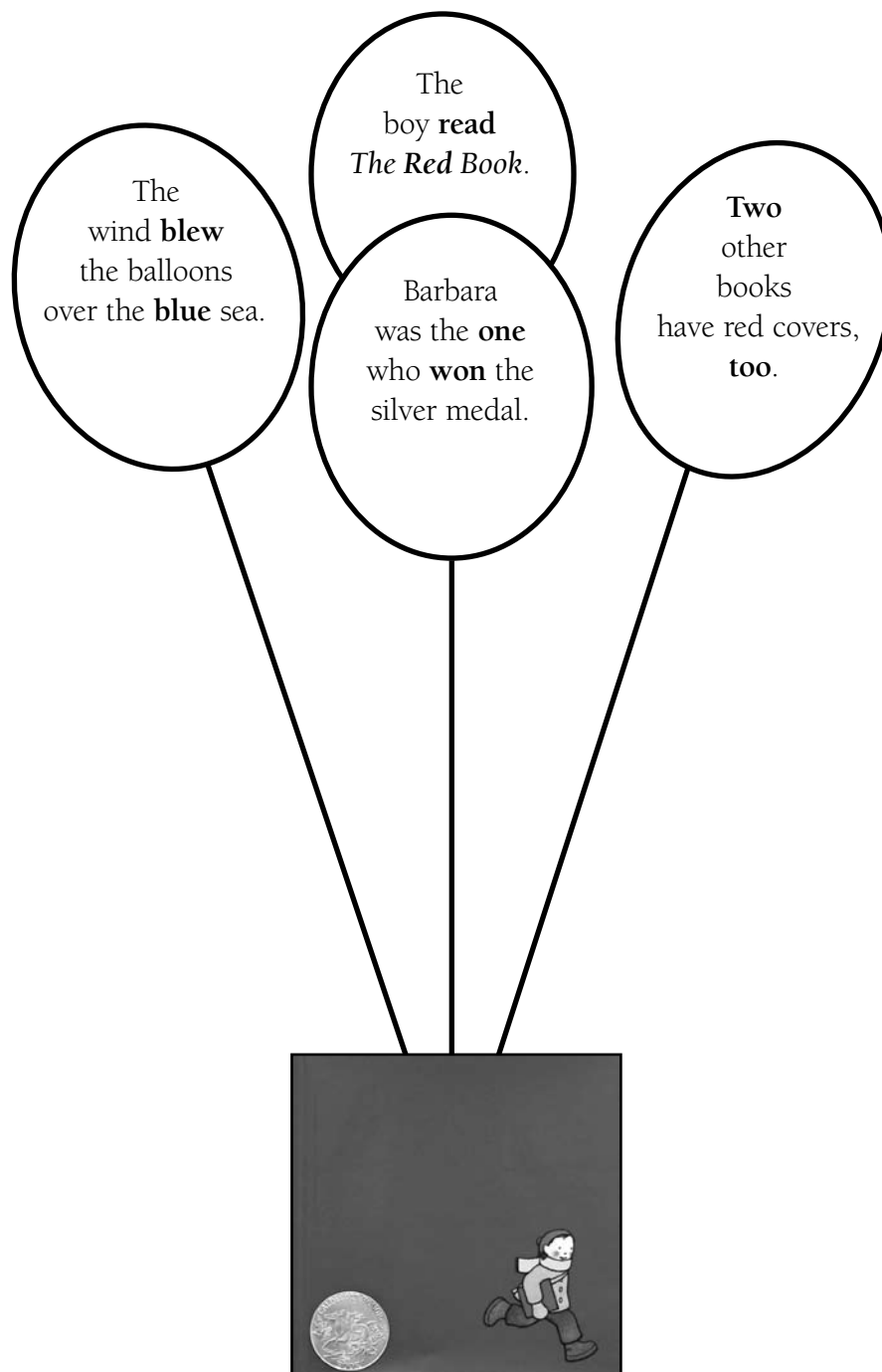


Red (Read) Book, Blue (Blew) Book, One (Won) Book, Two (Too) Book

A **homophone** is a word that is pronounced the same as another word but differs in meaning, such as “sun” and “son”.




Red (Read) Book, Blue (Blew) Book, One (Won) Book, Two (Too) Book

HOMOPHONES


Directions: Choose three pairs of homophones, words that sound the same but have different meanings. Using both words, write one sentence in each balloon.

Example: *When the boy dropped the green **ball**, he started to **bawl**.*


Get extra credit for using the name of a color in each sentence!



A aunt, ant	G great, grate	M mare, mayor	S steak, stake
B ball, bawl	H hairy, Harry	N not, knot	T tail, tale
C cell, sell	I in, inn	O oar, or	U use, ewes
D days, daze	J Jim, gym	P pause, paws	V vain, vane
E eight, ate	K knight, night	Q quarts, quartz	W whale, wail
F feat, feet	L loan, lone	R right, write	Y your, you're




Imaginary Island




Create your own Imaginary Island. You must include the three places in the correct location listed in the Grid Index below. You may be creative with your other choices. Remember to label the body of water that surrounds your island. (An atlas, a book of maps, would be a helpful reference tool to help you with this activity.)

A					
B					
C					
D					
	1	2	3	4	5

Index					
Forest	<u>B-3</u>	Your Choice	_____	_____	
Lake	<u>C-3</u>	Your Choice	_____	_____	
Mountain	<u>B-2</u>	Your Choice	_____	_____	



Evaluation



RED BOOK MAP SKILLS

Part I

Match the definition to the correct term.

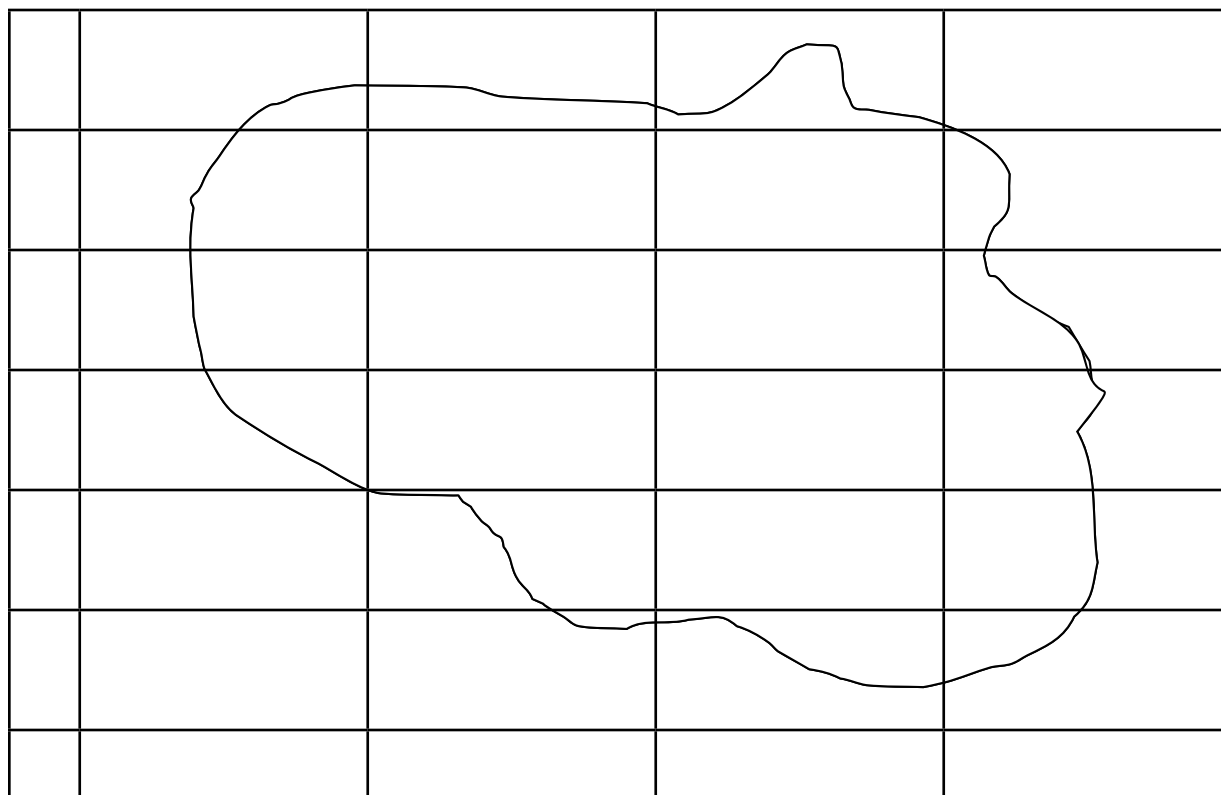
- | | |
|-----------------------|--|
| _____ 1. Grid | A. The symbol on a map that shows direction |
| _____ 2. Atlas | B. A set of lines used to find places on a map |
| _____ 3. Compass Rose | C. A feature on a map showing distance |
| _____ 4. Scale Bar | D. A book of maps |

Part II

Fill in the following on the grid below.

- Label the vertical boxes with letters.
- Label the horizontal boxes with numbers.
- Draw and label a compass rose.
- Draw a scale bar.
- Make up, draw and label at least five locations on the island.
(*This small island is named Book Island and is located in Library Lake.*)

Island Name: _____



Plot-Characters-Setting

PLOT: The action of the story

Two children get lost in the woods and must save themselves.

CHARACTERS: The “Beings” in the story

Hansel, Gretel, Woodcutter, Step Mother and a Wicked Witch

SETTING: The place and time of the story

In a European forest many years ago

In Your Own Words

Directions: Select a wordless book. “Read” it. Fill in the blanks.
Be prepared to share your responses with others.

Book Title: _____

Author: _____

Illustrator: _____

What is the story’s PLOT? (*The action in the story*)

Who are the CHARACTERS in the story? (*The “beings” in the story*)

Where and when is the SETTING of the story? (*The place and time in the story*)
