

A Bunch of Boxes

• Storytime •

by | Kimberly Faurot

Grades
PK-1

Editor's Note: This is a continuation of the article found on pages 15-21 of the print version of the August/September 2008 issue of LibrarySparks Magazine.

“Letter of the Day” Box

Make a “Letter of the Day” Box to accompany or reinforce your storytime program! Using a large clear font, type up words ahead of time that start with the letter “B,” as in your featured word “Box.” Insert a picture of the item over or under the typed word as a visual clue since many of the storytime children will be pre-readers. Print them on cardstock and cut out each word with its picture. Affix a small piece of self-adhesive flexible magnet material to the back (you can buy it in rolls, or cut up magnetic business card backing). Before you begin, show the audience the letter “B” and “b,” and talk about how the letter sounds /B/, and that the same letter can look different. If you have a small enough group and enough “B” words for everyone to participate, distribute the words to the audience; otherwise you can hold them up yourself. Sing:

“Letter of the Day Box: A-Hunting We Will Go” (Adapted traditional)

*A-hunting we will go,
A-hunting we will go,
For words that start with the letter B,
Then in our BOX they'll go.*

Invite the children one at a time to bring their words to the front and show the word to the rest of the group. Say the word together, emphasizing its beginning sound, and then have the child


place it into the Letter of the Day Box. If a child is shy and doesn't wish to come forward, carry the box to where they are sitting so they can still participate.

Possible “B” words: BOX; BABY; BIRTHDAY; BIG; BEAR; BIKE; BALLOON; BATHTUB; BIRD; BUFFALO; BEANS; BLANKET; BED; BRUSH; BUNNY; BAT; BALL; BAKER; BEADS; BUTTONS; BROWN; BOWL; BUG; BANDAID; BOOTS; BUMBLEBEE; BUTTERFLY; BUTTER; BARK; BOOKS.

Think about additional “B” words together and say them as a group, pretending to place them in the box using your imaginations. If you still have time after all of the words have been placed in the box, sing:

*Now home again we'll go,
Now home again we'll go,
We caught these words with the letter B,
(Hold up the box.)
And now we'll let them go!*

Remove the “B” words from the Letter of the Day Box one at a time, naming them as a group. Stick the words to the magnet board where everyone can see them.





“Mouse House”

Inside the little house,
There lives a little mouse.

Hear her scamper?

Hear her creep?

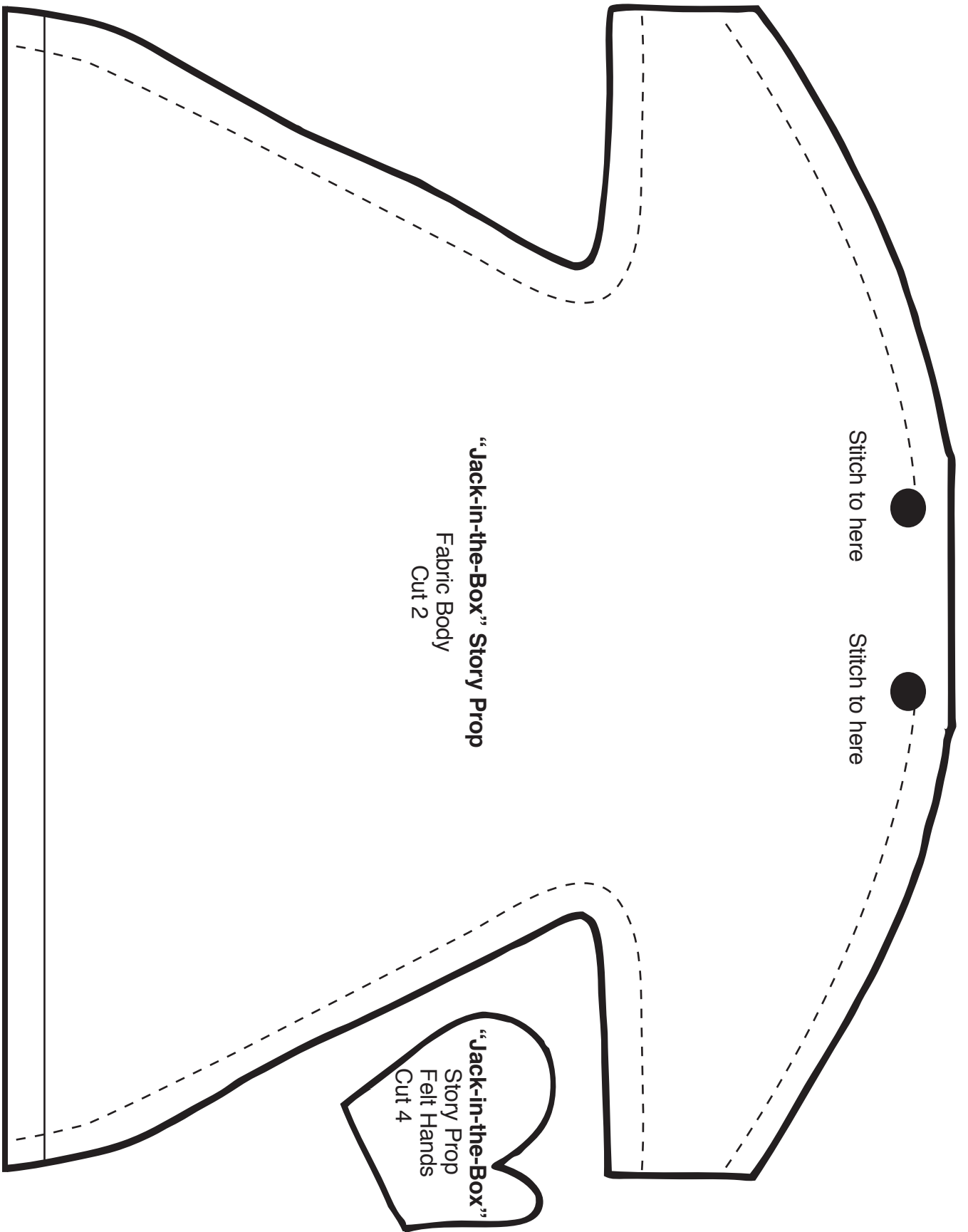
She'll look out
If you say “PEEP!”



"JACK-IN-THE-BOX"

Jack-in-the-Box,
Sitting so still.
Will you pop up?
Yes! I will!





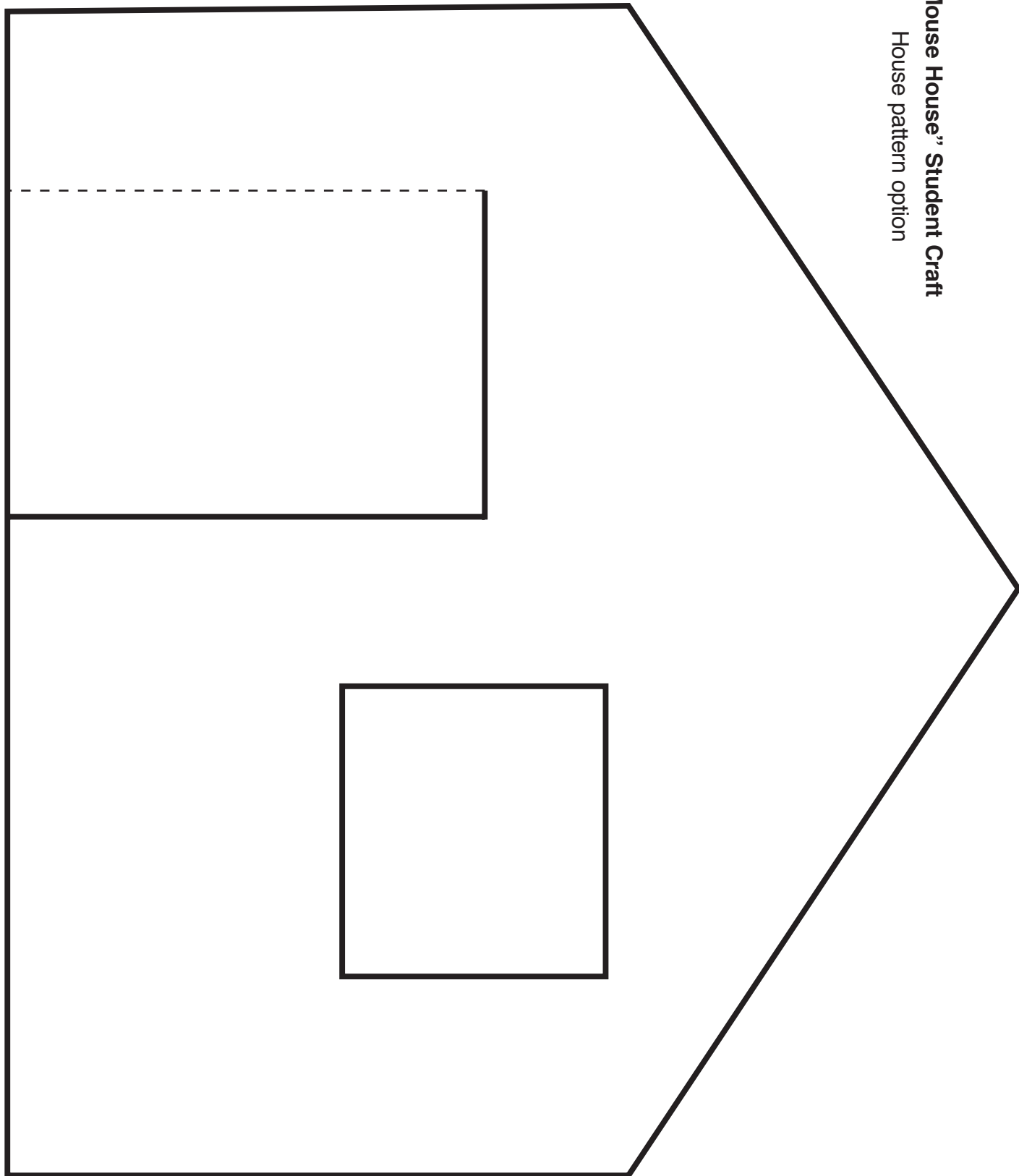
“Jack-in-the-Box” Story Prop
Fabric Body
Cut 2

Stitch to here




Stitch to here

“Jack-in-the-Box”
Story Prop
Felt Hands
Cut 4

“Mouse House” Student Craft
House pattern option



“Mouse House” Student Craft
Mouse stick puppet



“Jack-in-the-box” Student Craft
Head and Hat shape pattern options